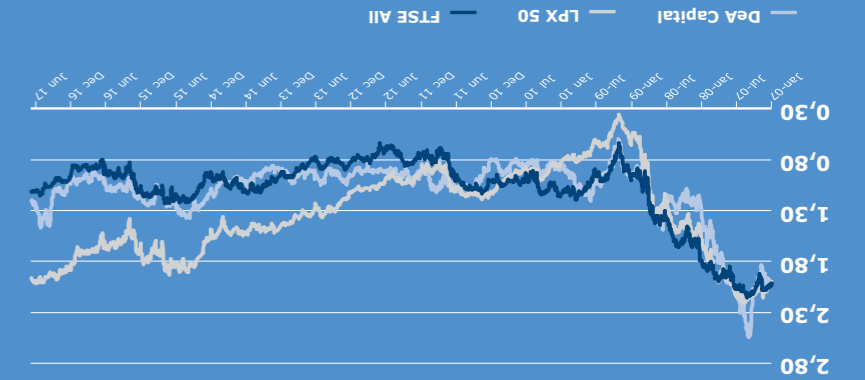




Listing Information:
 Listing: FTSE Italia STAR, FTSE Italia AllShare, MTAx
 Isin Code: IT0001431805
 Tickers: FTSE Italia STAR (DEA), Bloomberg (DEA IM), Reuters (DEA.MI)

Total shares: 306,612,100 shares (of which n. 48,702,930 treasury shares held at 30 June 2017)
 NAV: 2.00€/share (at 30/06/2017)
 Last Dividend distributed: May 2017: 0.12€/share
 Average volume first Half 2017: 500,000 shares/day

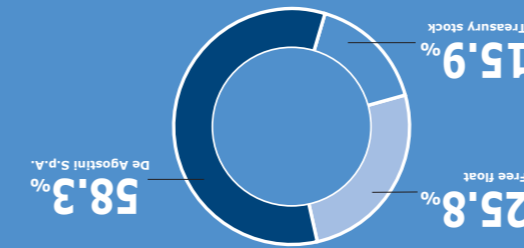
(#) Data as of 30.06.2017



SHARE TRENDS (#)

DEA CAPITAL S.P.A. LISTING INFORMATION

SHAREHOLDERS (#)



SHAREHOLDERS (#)

DEA CAPITAL S.P.A.

CORPORATE GOVERNANCE

Board of Directors (*)

Chairman: Lorenzo Pellucio

Chief Executive Officer: Paolo Ceretti

Directors: Lino Benassi, Marco Boroli, Donatella Bussò (1/5), Marco Drago, Carlo Enrico Ferrari Ardicini, Francesca Goffetto (3/5), Severino Salvemini (2/5), Daniela Toscani (1/5), Elena Vasco (5)

Board of Statutory Auditors (*)

Chairman: Cesare Andrea Grifoni

Permanent Auditors: Annalisa Raffaella Donasana, Fabio Facchini

Deputy auditors: Andrea Augusto Bonafè, Michele Marano, Marco Sguazzini Visconti

Secretary of the Board: Diana Allegretti

Manager responsible for preparing the Company's accounts: Manolo Santilli

Independent Auditors: PricewaterhouseCoopers S.p.A.

- (*) In office until the approval of the Financial Statements for the Year Ending 31 December 2018
- (1) Member of the Control and Risks Committee
- (2) Member and Chairman of the Control and Risks Committee
- (3) Member of the Remuneration and Appointments Committee
- (4) Member and Chairman of the Remuneration and Appointments Committee
- (5) Independent Director

DEA CAPITAL KEY MANAGERS

Paolo Ceretti
 Chief Executive Officer

Manolo Santilli
 Chief Financial Officer and Investor Relations Director

Pier Luigi Rossi
 Head of Strategy and Development

ASSET MANAGEMENT PLATFORM

DEA CAPITAL
 REAL ESTATE SGR

Stefano Scalera, Chairman of the Board of Directors
 Emanuele Caniglia, Chief Executive Officer

DEA CAPITAL
 ALTERNATIVE FUNDS SGR

Roberto Saviane, Chairman of the Board of Directors
 Gianandrea Perco, Chief Executive Officer

Disclaimer

This abstract may contain statements that constitute forward-looking statements regarding the intent, belief or current expectations of the DeA Capital ("the Company") with respect to the financial results and other aspects of the Company's activities and strategies. Such forward looking statements are not guarantees of future performance and involve risks and uncertainties, and actual results may differ materially from those in the forward looking statements as a result of various factors.

Analysts and investors are cautioned not to place undue reliance on those forward looking statements, which speak only as of the date of this abstract - DeA Capital S.p.A. undertakes no obligation to release publicly the results of any revisions to these forward looking statements which may be made to reflect events and circumstances after the date of this presentation, including, without limitation, changes in the Company's business or investment strategy or to reflect the occurrence of unanticipated events.

Analysts and investors are encouraged to consult the Company's Annual Report and periodic filings for accounting information, as well as press releases and all documentation made publicly available on the website www.deacapital.it

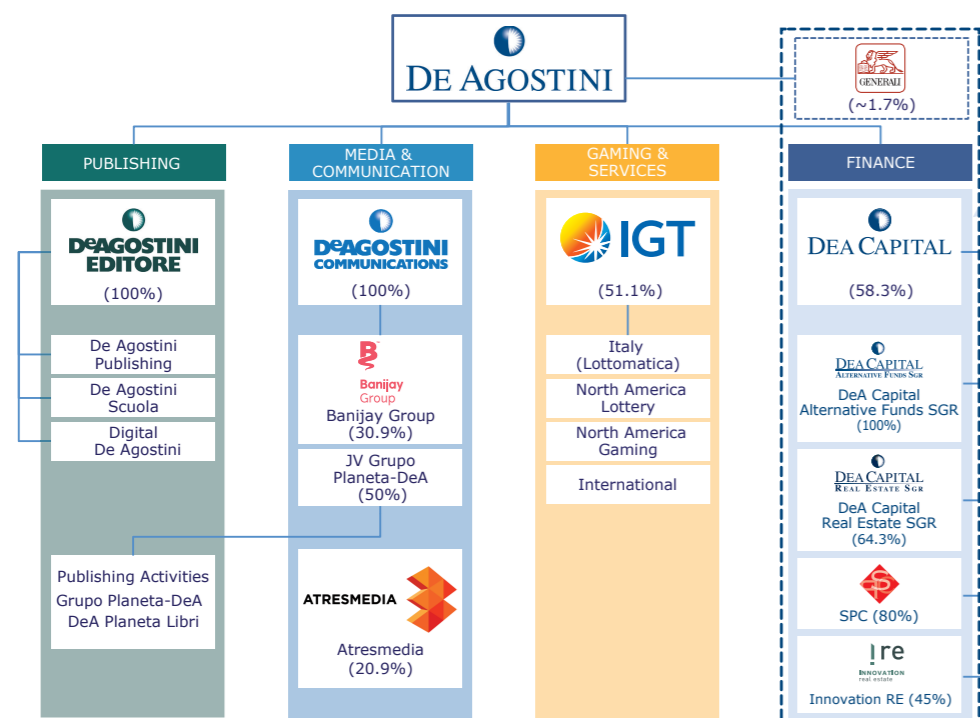
The Manager responsible for the preparation of company accounting statements, Manolo Santilli, declares in accordance with paragraph 2 of article 154 of the Consolidated Finance Act that any accounting information on DeA Capital included in this document corresponds to registered company accounts, books and records.



A DE AGOSTINI GROUP COMPANY
 Via Brera 21, Milan 20121, Italy
 P: (+39) 02 624 99 51 - F: (+39) 02 624 99 599
 E: ir@deacapital.it - W: deacapital.it

DeA Capital S.p.A. is subject to the management and coordination of De Agostini S.p.A. Registered office: Via Brera 21, Milan 20121, Italy
 Share capital: EUR 306,612,100 (fully paid up), comprising 306,612,100 shares with a nominal value of EUR 1 each (including 48,702,930 treasury shares at 30.06.2017)
 Tax code, VAT code and recorded in the Milan Register of Companies under no. 07918170015

DE AGOSTINI GROUP



01 DEACAPITAL AT A GLANCE

#1 Alternative Asset Management platform of private equity and real estate funds in Italy with over € 11.5 Bln of AUM and a NAV of € 515 Mln.

DeA Capital Financials

(€ Mln)	30.06.2017	31.03.2017 "adjusted"(*)	31.12.2016 "adjusted"(*)
NAV/share (EUR)	2.00	1.96	1.91
Group NAV	515.4	509.2	498.0
Investment portfolio	453.4	472.8	448.8
Net financial position - Holding companies	60.4	34.9	48.5
Consolidated net financial position	81.8	57.9	71.9

(*) The adjusted results at 31.03.2017 and at 31.12.2016 take into account the extraordinary dividend distribution of 0.12 €/share, for a total of 31.2 million Euro, which was completed in May 2017

Strategy

Growth of the AAM business

- Focus on consolidation of domestic leadership.
- Launch of innovative products.
- Focus on developing foreign investor base.
- Possible international growth via partnerships/acquisitions.
- Business model optimization (coordination of the investor coverage functions).

Remodeling of the Private Equity Investment business

- Exit from existing Private Equity investments.
 - Sponsor new initiatives of the AAM platform.
 - Evaluate new direct Private Equity deals with a co-investor/club deal approach (average size € 25/30 Mln per ticket).
- Expected **significant cash returns** to Shareholders through dividends/buyback.

03 DEACAPITAL NAV

DeA Capital NAV ⁽¹⁾	NAV (€ Mln)	NAV per share	Stock Price ⁽²⁾
NAV ex dividend	515	2.00	1.37
Cash	60	0.24	0.24
NAV Net of Cash	455	1.76	1.13
<i>Of which:</i>			
AAM Platforms	162	0.63	
Funds of Funds	117	0.45	
<i>Other Funds managed by AAM platform</i>			
Kenan/Migros	67	0.26	
Other Assets	30	0.11	

(1) Data as of 30.06.2017
(2) Data as of 02.10.2017

Funds Managed by

DEACAPITAL REAL ESTATE SGR

DEACAPITAL ALTERNATIVE FUNDS SGR

Direct Investments

MIGROS

Sigla Credit

02 ASSET MANAGEMENT PLATFORM

Real Estate			Private Equity		
AuM (€ Bln)	# Funds	Net Fees (€ Mln)	AuM (€ Bln)	# Funds	Net Fees (€ Mln)
9.4	41	40	1.9	9	19
TOP 5 FUNDS					
Description	Vintage	AuM ⁽¹⁾	Description	Vintage	Commitment ⁽¹⁾
FondoIppocrate	March 2007	2,117	IDEA FoF I	2007	681
FondoTrophy	April 2016	650	IDEA Global Growth	2013	55
FondoAtlantic	May 2006	533	IDEA Taste of Italy	2014	218
FondoYielding	December 2016	507	Investitori Associati IV	2004	55 ⁽²⁾
FondoRho	December 2011	491			
Total AuM		9,353	Total AuM		1,937

(1) Data as of 30.06.2017 for AuM and funds; data as of 31.12.2016 for fees

(1) Data as of 30.06.2017 for AuM and funds; data as of 31.12.2016 for fees
(2) Residual NAV after disposal