

CORPORATE GOVERNANCE

DEA CAPITAL KEY MANAGERS

Paolo Ceretti
Chief Executive Officer

Manolo Santilli
Chief Financial Officer and Investor Relations Director

Pier Luigi Rossi
Head of Strategy and Development

ASSET MANAGEMENT PLATFORM



Stefano Scalera, Chairman of the Board of Directors
Emanuele Caniglia, Chief Executive Officer



Roberto Saviane, Chairman of the Board of Directors
Gianandrea Perco, Chief Executive Officer

DEA CAPITAL S.p.A.

Board of Directors (*)

Chairman Lorenzo Pellizzoli

Chief Executive Officer Paolo Ceretti

Directors Lino Benassi

Marco Boroli

Donatella Busso (1/5)

Marco Drago

Carlo Enrico Ferrarì Ardicini

Francesca Golfetto (3/5)

Severino Salvemini (2/3/5)

Daniela Toscani (1/5)

Elena Vasco (4/5)

Board of Statutory Auditors (*)

Chairman Cesare Andrea Grifoni

Permanent Auditors Annalisa Raffaelia Donesana

Deputy auditors Andrea Augusto Bonafè

Michèle Marabò

Marco Squazzini Visconti

Secretary of the Board Diana Allegrètti

Manager responsible for preparing the Company's accounts Manolo Santilli

Independent Auditors PricewaterhouseCoopers S.p.A.

(*) In office until the approval of the financial statements for the year ending

31 December 2018

(1) Member of the Control and Risks Committee

(2) Member and Chairman of the Control and Risks Committee

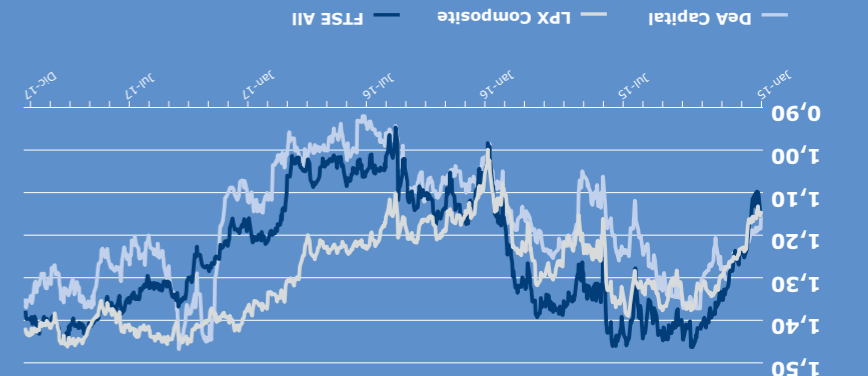
(3) Member of the Remuneration and Appointments Committee

(4) Member and Chairman of the Remuneration and Appointments Committee

(5) Independent Director

DEA CAPITAL S.P.A. LISTING INFORMATION

SHARE TREND (#)

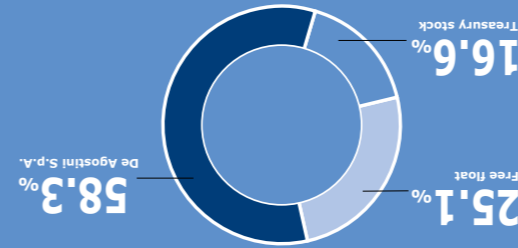


(#) Data as of 31.12.2017

Total shares: 306,612,100 shares (of which n. 50,942,428 treasury shares held at 31.12.2017)
NAV: 1.91€/share (at 31.12.2017)
Last Dividend distributed - May 2017: 0.12€/share
Average volume Year 2017: 425,000 shares/day

Listing Information:
FTSE Italia STAR, FTSE Italia AllShare, MTA
Isin Code: IT0001431805
Tickers: FTSE Italia STAR (DEA), Bloomberg (DEA IM), Reuters (DEA.MI)

SHAREHOLDERS (#)



DEA CAPITAL

POCKET-SIZE ABSTRACT 2018

(March, 2018)

Disclaimer

This abstract may contain statements that constitute forward-looking statements regarding the intent, belief or current expectations of the DeA Capital ("the Company") with respect to the financial results and other aspects of the Company's activities and strategies. Such forward looking statements are not guarantees of future performance and involve risks and uncertainties, and actual results may differ materially from those in the forward looking statements as a result of various factors.

Analysts and investors are cautioned not to place undue reliance on those forward looking statements, which speak only as of the date of this abstract - DeA Capital S.p.A. undertakes no obligation to release publicly the results of any revisions to these forward looking statements which may be made to reflect events and circumstances after the date of this presentation, including, without limitation, changes in the Company's business or investment strategy or to reflect the occurrence of unanticipated events.

Analysts and investors are encouraged to consult the Company's Annual Report and periodic filings for accounting information, as well as press releases and all documentation made publicly available on the website www.deacapital.com.

The Manager responsible for the preparation of company accounting statements, Manolo Santilli, declares in accordance with paragraph 2 of article 154 of the Consolidated Finance Act that any accounting information on DeA Capital included in this document corresponds to registered company accounts, books and records.



A DE AGOSTINI GROUP COMPANY

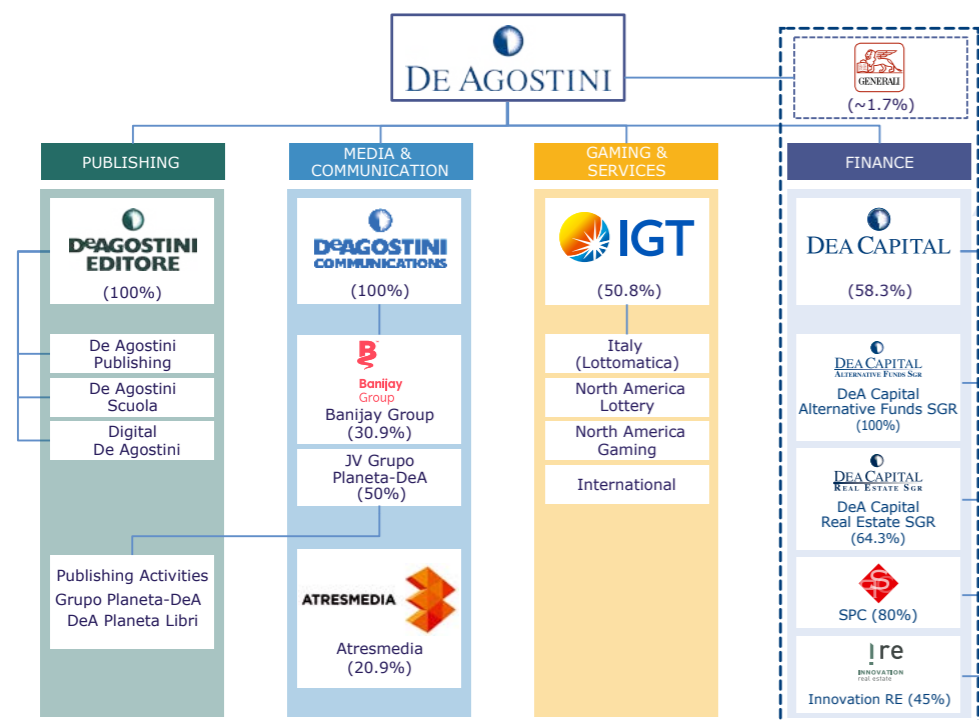
Via Brera 21, Milan 20121, Italy

P: (+39) 02 624 99 51 - F: (+39) 02 624 99 599

E: ir@deacapital.com - W: deacapital.com

DeA Capital S.p.A. is subject to the management and coordination of De Agostini S.p.A. Registered office: Via Brera 21, Milan 20121, Italy
Share capital: EUR 306,612,100 (fully paid up), comprising 306,612,100 shares with a nominal value of EUR 1 each (including 50,942,428 treasury shares at 31.12.2017)
Tax code, VAT code and recorded in the Milan Register of Companies under no. 07918170015

DE AGOSTINI GROUP



01 DE A CAPITAL AT A GLANCE

#1 Alternative Asset Management platform of private equity and real estate funds in Italy with over €11.7 Bln of AUM and a NAV of €489 Mln

DeA Capital Financials

(€ Mln)	31.12.2017	31.12.2016 "adjusted"(*)	31.12.2016 "as reported"
NAV/share (EUR)	1.91	1.91	2.03
Group NAV	489.4	498.0	529.2
Investment portfolio	396.5	448.8	448.8
Net financial position - Holding companies	92.3	48.5	79.7
Consolidated net financial position	128.9	71.9	103.1

(*) The "adjusted" results at 31.12.2016 take into account the extraordinary dividend distribution of 0.12 €/share, for a total of 31.2 million Euro, which was completed in May 2017

Strategy

Growth of the AAM business

- Focus on consolidation of domestic leadership.
- Launch of innovative products.
- Focus on developing foreign investor base.
- Possible international growth via partnerships/acquisitions.
- Business model optimization (coordination of the investor coverage functions).

Remodeling of the Private Equity Investment business

- Sponsor new SPAC initiatives on the Italian Stock Exchange.
 - Sponsor new initiatives of the AAM platform.
 - Evaluate new direct Private Equity deals with a co-investor/club deal approach (average size € 25/30 Mln per ticket).
- Expected **significant cash returns** to Shareholders through dividends/buyback.

03 DE A CAPITAL NAV

DeA Capital NAV ⁽¹⁾	NAV (€ Mln)	NAV per share	Stock Price ⁽²⁾
NAV	489	1.91	1.50
Cash	92	0.36	0.36
NAV Net of Cash	397	1.55	1.14
<i>Of which:</i>			
AAM Platforms	147	0.57	@ BV
Indirect Inv.	171	0.67	@ NAV
Direct Inv.	79	0.31	@ FMV

(1) Data as of 31.12.2017
(2) Data as of 20.03.2018

Funds Managed by

DEA CAPITAL
REAL ESTATE SGR

DEA CAPITAL
ALTERNATIVE FUNDS SGR

Direct Investments

IDEAMI
Crescita
MIGROS

02 ASSET MANAGEMENT PLATFORM

DEA CAPITAL REAL ESTATE SGR				DEA CAPITAL ALTERNATIVE FUNDS SGR			
Real Estate			Private Equity				
AuM (€ Bln)	# Funds	Net Fees (€ Mln)	AuM (€ Bln)	# Funds	Net Fees (€ Mln)		
9.5	43	41	2.2	10	18		
TOP 5 FUNDS							
Description	Vintage	AuM ⁽¹⁾	Description	Vintage	Commitment		
FondoIppocrate	March 2007	2,257	IDEA FoF I	2007	681		
FondoTrophy	April 2016	590	IDEA Global Growth	2013	55		
FondoRho	December 2011	576	IDEA EESS	2011	100		
FondoAtlantic	May 2006	516	IDEA Taste of Italy	2014	218		
FondoYielding	December 2016	505	Investitori Associati IV	2004	54 ⁽¹⁾		
Other Funds		5,098					
Total AuM		9,542	Total Multi Manager		1,084	Total Single Manager	588
CREDIT FUNDS							
Description	Vintage	Commitment					
CCR I	2016	222					
CCR II	2017	296					
Total Credit Funds		518					
Total AuM		2,190					

(1) Data as of 31.12.2017

(1) Data as of 31.12.2017