

DEA CAPITAL

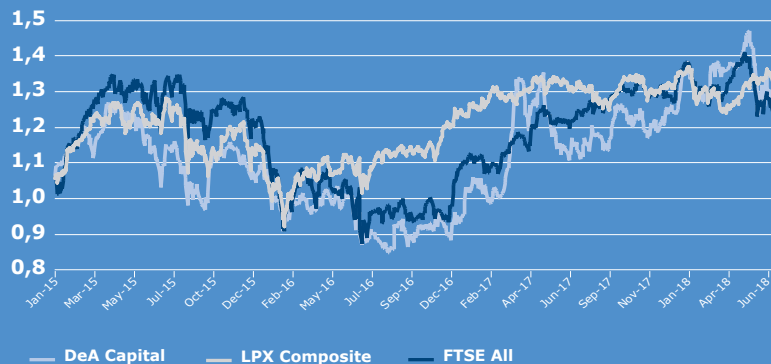
POCKET-SIZE ABSTRACT 2018

(September, 2018)



DEA CAPITAL S.P.A. LISTING INFORMATION

SHARE TREND^(#)



(#) Data as of 30.06.2018

Total shares: 306,612,100 shares (of which n. 52,858,542 treasury shares held at 30.06.2018)
NAV: 1.87€/share (at 30.06.2018)
Last Dividend distributed - May 2018: 0.12€/share
Average volume Half year 2018: 433,000 shares/day

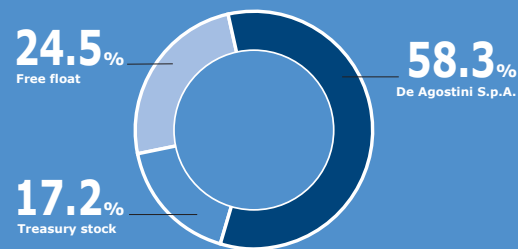
Listing Information:

Listing: FTSE Italia STAR, FTSE Italia AllShare, MTAX

Isin Code: IT0001431805

Tickers: FTSE Italia STAR (DEA), Bloomberg (DEA IM), Reuters (DEA.MI)

SHAREHOLDERS^(#)



CORPORATE GOVERNANCE

DEA CAPITAL S.P.A.

Board of Directors (*)

Chairman	Lorenzo Pelliccioli
Chief Executive Officer	Paolo Ceretti
Directors	Lino Benassi Marco Boroli Donatella Busso ^(1/5) Marco Drago Carlo Enrico Ferrari Ardicini Francesca Golfetto ^(3/5) Severino Salvemini ^(2/3/5) Daniela Toscani ^(1/5) Elena Vasco ^(4/5)

Board of Statutory Auditors (*)

Chairman	Cesare Andrea Grifoni
Permanent Auditors	Annalisa Raffaella Donesana Fabio Facchini
Deputy auditors	Andrea Augusto Bonafè Michele Maranò Marco Sguazzini Viscontini
Secretary of the Board	Diana Allegretti
Manager responsible for preparing the Company's accounts	Manolo Santilli
Independent Auditors	PricewaterhouseCoopers S.p.A.

(*) In office until the approval of the Financial Statements for the Year Ending 31 December 2018

- (1) Member of the Control and Risks Committee
- (2) Member and Chairman of the Control and Risks Committee
- (3) Member of the Remuneration and Appointments Committee
- (4) Member and Chairman of the Remuneration and Appointments Committee
- (5) Independent Director

DEA CAPITAL KEY MANAGERS

Paolo Ceretti
Chief Executive Officer

Manolo Santilli
Chief Financial Officer and Investor Relations Director

Pier Luigi Rossi
Head of Strategy and Development

ASSET MANAGEMENT PLATFORM

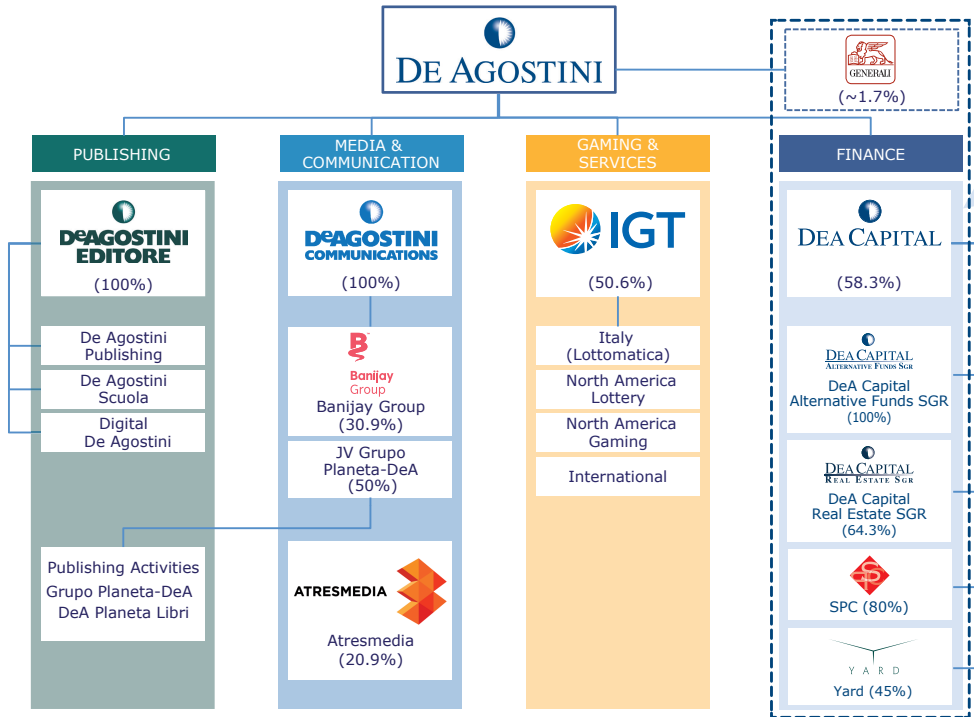


Stefano Scalera, Chairman of the Board of Directors
Emanuele Caniggia, Chief Executive Officer



Roberto Saviane, Chairman of the Board of Directors
Gianandrea Perco, Chief Executive Officer

DE AGOSTINI GROUP



01 DEA CAPITAL AT A GLANCE

#1 Alternative Asset Management platform of private equity and real estate funds in Italy with over €11.2 Bln of AUM and a NAV of €473 Mln

DeA Capital Financials

(€ Mln)	30.06.2018	01.01.2018 "adjusted"(*)	31.12.2017 "as reported"
NAV/share (EUR)	1.87	1.80	1.91
Group NAV	473.4	459.4	489.4
Investment portfolio	387.1	397.0	396.5
Net financial position - Holding companies	86.9	61.8	92.3
Consolidated net financial position	152.2	98.4	128.9

(*) The adjusted results at 1 January 2018 reflect the figure at 31 December 2017 updated for (i) the distribution of the extraordinary dividend of € 0.12 per share for a total of € 30.5 million, carried out in May 2018 and (ii) the increase of € 0.5 million in the Investment Portfolio / NAV connected with the application, as from 1 January 2018, of IFRS 15.

Strategy

Growth of the AAM business

- Focus on consolidation of domestic leadership.
- Launch of innovative products.
- Focus on developing foreign investor base.
- Possible international growth via partnerships/acquisitions.
- Business model optimization (coordination of the investor coverage functions).

Remodeling of the Private Equity Investment business

- Sponsor new SPAC initiatives on the Italian Stock Exchange.
- Sponsor new initiatives of the AAM platform.
- Evaluate new direct Private Equity deals with a co-investor/club deal approach (average size € 25/30 Mln per ticket).

Expected **significant cash returns** to Shareholders through dividends/buyback.

DEA CAPITAL NAV

DeA Capital NAV ⁽¹⁾	NAV (€ Mln)	NAV per share	Stock Price ⁽²⁾
NAV	473	1.87	1.31
Cash	87	0.34	0.34
NAV Net of Cash	387	1.53	0.97
<i>Of which:</i>			
AAM Platforms	144	0.57	@ BV
Indirect Inv.	181	0.71	@ NAV
Direct Inv.	63	0.25	@ FMV

(1) Data as of 30.06.2018

(2) Data as of 21.09.2018

Funds Managed by



DEA CAPITAL
REAL ESTATE SGR



DEA CAPITAL
ALTERNATIVE FUNDS SGR

Direct Investments

IDEAMI

cellularline
MORE OF YOU

MIGROS

ASSET MANAGEMENT PLATFORM

02



Real Estate

AuM (€ Bln) **9.0** # Funds **42** Net Fees (€ Mln) **41**

TOP 5 FUNDS

	Description	Vintage	AuM
FondoIppocrate ⁱ	Closed end real estate investment fund that holds real estate assets mainly for office and retail use – The fund focuses its investments in Milan and Rome	March 2007	2,259
FondoTrophy ^{VALUE ADDED}	Closed end value added real estate investment fund created through the purchase/contribution of trophy assets located in the very heart of Rome - significant improvements are expected to be performed on all the assets	April 2016	654
FondoRho ^P	Closed end real estate investment fund that holds real estate assets mainly for office use, focused on Lombardia and Lazio	December 2011	563
FondoYielding ^{YI}	Closed end real estate fund created through the contribution by IntesaSanPaolo of a portfolio of 26 high quality properties for a Sales&Lease Back operation	December 2016	509
FondoAtlantic ^r	Closed end listed real estate fund created by First Atlantic Real Estate SGR through the contribution of the real estate assets of ENI, Telecom Italia and GS Carrefour. Atlantic 1 Fund is addressed to retail clients and qualified investors	May 2006	463
Other Funds			4,524
Total AuM			8,972

Data as of 30.06.2018 for AUM and funds; data as of 31.12.2017 for fees



Private Equity

AuM (€ Bln) **2.2** # Funds **10** Net Fees (€ Mln) **18**

MANAGED FUNDS

MULTI MANAGER	C Min	Description	Vintage	Commitment
	IDEA FoF I	Italian closed-end funds of PE funds with a global focus	2007	646
	ICF II		2009	281
	IDEA Global Growth		2013	55
	ICF III		2014	67
Total Multi Manager			1,049	

SINGLE MANAGER	C Min	Description	Vintage	Commitment
	IDEA Opportunity Fund I	Italian closed-end fund invested in minority stakes of Italian companies across different industries	2008	217
	IDEA EE55	Italian closed-end fund dedicated to energy efficiency and sustainable growth	2011	100
	IDEA Taste of Italy	Italian closed-end fund dedicated to the Italian food and beverage industry	2014	218
	Investitori Associati IV	Italian closed-end fund originally promoted by Investitori Associati SGR and managed by DeA CAF starting from 2015	2004	53 ⁽¹⁾
Total Single Manager			588	

CREDIT FUND	C Min	Description	Vintage	Commitment
	CCR I	Italian closed-end funds investing in NPL of mid Italian	2016	222
	CCR II	companies and in DIP (Debtor-in-possession) proceedings	2017	326
Total Credit Funds			548	

Total AuM 2,185⁽²⁾

Data as of 30.06.2018 for AUM and funds; data as of 31.12.2017 for fees

(1) Residual NAV after disposals

(2) 2,265 after the launch of the IDEA Agro Fund in July 2018

Disclaimer

This abstract may contain statements that constitute forward-looking statements regarding the intent, belief or current expectations of the DeA Capital (“the Company”) with respect to the financial results and other aspects of the Company’s activities and strategies. Such forward looking statements are not guarantees of future performance and involve risks and uncertainties, and actual results may differ materially from those in the forward looking statements as a result of various factors.

Analysts and investors are cautioned not to place undue reliance on those forward looking statements, which speak only as of the date of this abstract – DeA Capital S.p.A. undertakes no obligation to release publicly the results of any revisions to these forward looking statements which may be made to reflect events and circumstances after the date of this presentation, including, without limitation, changes in the Company’s business or investment strategy or to reflect the occurrence of unanticipated events.

Analysts and investors are encouraged to consult the Company’s Annual Report and periodic filings for accounting information, as well as press releases and all documentation made publicly available on the website www.deacapital.com.

The Manager responsible for the preparation of company accounting statements, Manolo Santilli, declares in accordance with paragraph 2 of article 154 of the Consolidated Finance Act that any accounting information on DeA Capital included in this document corresponds to registered company accounts, books and records.



DEA CAPITAL

A DE AGOSTINI GROUP COMPANY

Via Brera 21, Milan 20121, Italy

P: (+39) 02 624 99 51 - F: (+39) 02 624 99 599

E: ir@deacapital.com – W: deacapital.com

DeA Capital S.p.A. is subject to the management and coordination of De Agostini S.p.A. Registered office: Via Brera 21, Milan 20121, Italy

Share capital: EUR 306,612,100 (fully paid up), comprising 306,612,100 shares with a nominal value of EUR 1 each (including 52,858,542 treasury shares at 30.06.2018)

Tax code, VAT code and recorded in the Milan Register of Companies under no. 07918170015